



Syringe Pumps:
\$275 Just Infusion™

Full Featured Programmable Syringe Pumps:
One Channel
Two Channel
Six, Eight, and Twelve Channel
High Pressure
Microfluidics
OEM & Custom Pumps

Volumetric Dispensing:
Peristaltic Pumps
Peristaltic Plumbing

Advanced Pump Systems:
2 Pump Advanced Systems
The Next Generation Continuous Infusion Syringe Pump System
Linear/Gradient Pumping and Advanced Features

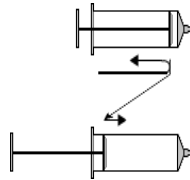
Syringe Heater

Syringes & Plumbing Supplies
Plastic Syringes & Kits
Glass Syringes
Steel Syringes
Plumbing Supplies

Accessories:
Closed Loop Analog Sensor Interface
Pump Software
All Accessories

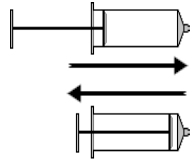
Resources:
Frequently Asked Questions
User Manuals
Technical Documents
Technical Videos
Research Papers

Advanced Pumping Systems
[Click Here To View Our 2 Pump Systems](#)



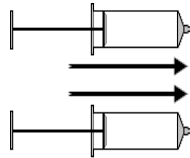
Next Generation Continuous Infusion System

- Minimize flow rate pauses and drop offs in "Push-Pull" style infusion systems.



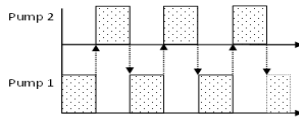
Simple Continuous Infusion

- Simultaneous Infusion/Withdrawal
- Basic "Push-Pull" style infusion systems
- Emulsification



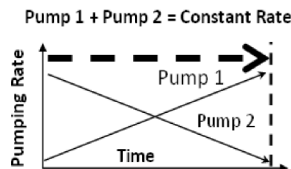
Dual Pumps

- Second pump duplicates the first pump's operation.



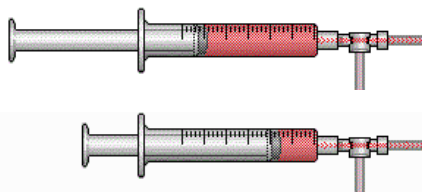
Alternating Pump Mode

- Automatically alternates the infusion of 2 pumps.
- Continuous infusion using pre-loaded syringes.



Inverse Linear Constant Flow Rate

Next Generation Continuous Infusion System
[Detailed Description](#)



Eliminate flow rate pauses and drop-offs common when push-pull style pumping systems change directions. With this "Next Generation" system, the refilling syringe fills at a faster rate than the infusing syringe, giving it time to prime the syringe and/or overlap the infusion. This creates a near seamless transition between syringes. The infusing pump changing direction, or reaching overlap volume, triggers the paused pump to start infusing.

Requirements:

- 2 syringe pumps from the NE-1000 or NE-500 series
 - Cable CBL-DUAL-3
 - X Firmware Upgrade FW-1X or FW-5X as required
 - [X Firmware Upgrade User Manual](#)
 - [Dual Pumps Special Applications User Manual](#)
 - Complete your system by adding the continuous infusion plumbing kit [P-DKIT](#)
- [Back To Top](#)

Simultaneous (Reciprocating) Infusion/Withdrawal
[Detailed Description](#)

Basic Continuous Infusion Mode - "Push-Pull" Style

Catalog:



Click image to download
New Era 2013 Catalog

Newsletter:

Please enter your email address
to receive our monthly newsletter
then Click to Join

[Click to Join](#)

NEW ERA SyringePump.com
Clever Pumps, Priced Right!

NE-9000 Peristaltic Pump Now Supports 1/16" ID Tubing
Introducing a new addition to our NE-9000 Peristaltic Pump. We are now offering a 1/16" ID Tubing Kit. This new kit will enable you to switch over to new 1/16" ID tubing applications. The NE-9000 kit will include a higher degree of precision Assembly. One 1/16" ID Tubing Kit includes 4' of standard peristaltic kit.

\$500 OFF
New 1/16" ID Tubing Kit

Introducing PharmMed Tubing
1/16" ID PharmMed Tubing Kit

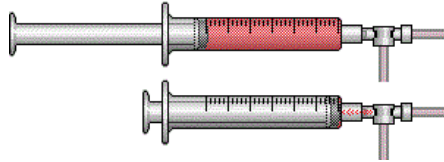
Features/Benefits:
• Durable stainless tubing to withstand pressure up to 100 PSI
• Low particulate shedding
• Fully reusable and sterilizable
• Temperature resistant up to 120°C (248°F)
• FDA cleared under 510(k) and DFE (drug and medical device) regulations
• Meets USP Class II and USP Class III

Special Applications:
• Chemotherapy
• Blood transfusion
• Contrast media
• Dialysis
• IV fluids

Replacement Industrial Grade Tubing
3/16" ID x 5/16" OD x 4' length
LASTS FOR YEARS! **\$200 OFF**

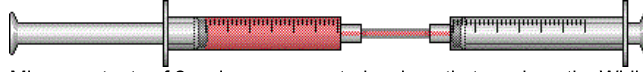
Not For Clinical Use On Humans

Click image to view
Latest Newsletter



One pump infuses while the other pump dispenses. When the master pump changes direction, the other pump also changes direction. Add a dual pump plumbing kit ([Model #P-DKIT](#)) to create a continuous pumping system.

Emulsification

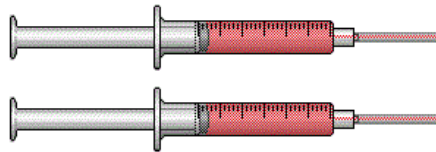


Mixes contents of 2 syringes connected syringe tip to syringe tip. While one syringe infuses, the other syringe withdraws. Then they change directions.

Requirements:

- 2 syringe pumps from the NE-1000 or NE-500 series
- Cable CBL-DUAL-3
- [Dual Pumps Special Applications User Manual](#)
- Complete your system by adding the continuous infusion plumbing kit [P-DKIT](#)
[Back To Top](#)

Dual Pumps Mode



Creates a double pump using 2 independent pumps. The second pump copies the operation of the first pump: Start, Stop, Change speed, Change direction.

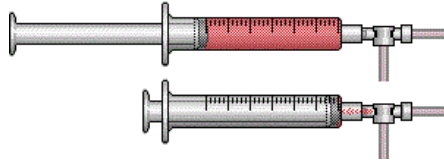
Requirements:

- 2 syringe pumps from the NE-1000 or NE-500 series
- Cable CBL-DUAL-3
- [Dual Pumps Special Applications User Manual](#)

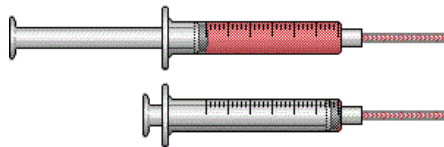
[Back To Top](#)

Alternating Pumps Mode

Alternate dispenses of 2 chemicals. Automatically alternates between 2 pumps. Pump chemical 1 then chemical 2, then repeat.



Continuous infusion using pre-loaded syringes



Load pre-filled syringes in Pump 1 and Pump 2. Start Pump 1, then when the syringe is empty Pump 1 stops and Pump 2 automatically starts. Load a new pre-filled syringe in Pump 1, and when the syringe in Pump 2 is empty Pump 2 stops and Pump 1 starts. Then the cycle repeats.

Requirements:

- 2 syringe pumps from the NE-1000 or NE-500 series
- Cable CBL-DUAL-3
- [Dual Pumps Special Applications User Manual](#)

Upgrade to the X Firmware and add the following features:

- Add a delay before starting next pump.
- Overlap the start of the next pump to create a seamless transition between pumps.
- X Firmware Upgrade FW-1X or FW-5X as required
- [X Firmware Upgrade User Manual](#)

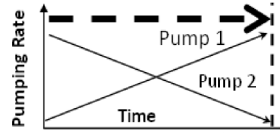
[Back To Top](#)

Inverse Linear Constant Flow Rate Mode: $r_1 + r_2 = R$ constant





Pump 1 + Pump 2 = Constant Rate



Maintain a constant flow rate while linearly increasing or decreasing the flow rate of Pump 1, while Pump 2 pumps inversely, linearly decreasing or increasing. The two syringes combine to a constant flow rate.

Requirements:

- 2 syringe pumps from the NE-1000 or NE-500 series
- Cable CBL-DUAL-3
- X Firmware Upgrade FW-1X or FW-5X as required
- [X Firmware Upgrade User Manual](#)
- [Dual Pumps Special Applications User Manual](#)
- Complete your system by adding the continuous infusion plumbing kit [P-DKIT](#)

International Orders

New Era Pump Systems, Inc. product line is supported around the globe by our distribution network. You can order our products from our [international distributors](#). Our syringe pumps are CE certified and we have international power supplies available. [Click here for more important details](#).



Not For Clinical Use On Humans



[About Us](#) | [Contact Us](#) | © 2004 - 2018 New Era Pump Systems, Inc. | (631) 249-1392